


Luminaire Photograph



Light Output Ratio:	55.4%	
Luminaire Power:	10.49 W	
SHR Nominal:	0.50	Calculated using the TM5
SHR Maximum:	0.55	fine grid method.

C Range: 0 - 360DEG
C Interval: 30.0DEG
Test Speed: HIGH
Temperature: 25.3 °C
Operators: zoe
Test Date: 2023-12-13

γ Range: 0 - 180DEG
γ Interval: 1.0DEG
Test System: EVERFINE GO-SPEX500_V1 SYSTEM V2.00.461
Humidity: 65.0%
Test Distance: 3.160m [K=1.0000]
Remarks: LAMP: CMA1306-0000-000N0U0A30G Ra:90
LENS: PM-1084B 36R
DRIVER: LEMENT 10/220-240/250 250mA
30minutes warm-up

LUMINOUS INTENSITY DISTRIBUTION DIAGRAM

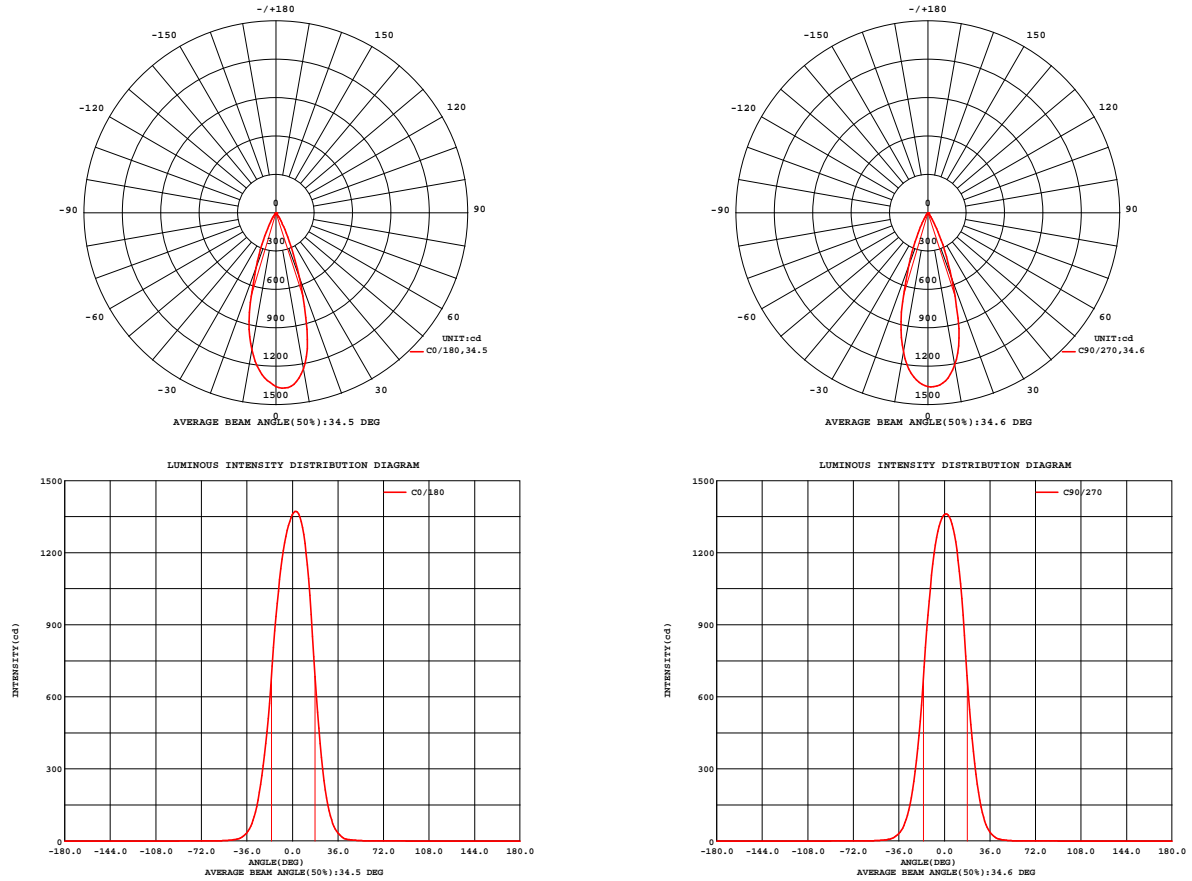


Fig. C0/C180

Fig. C90/C270

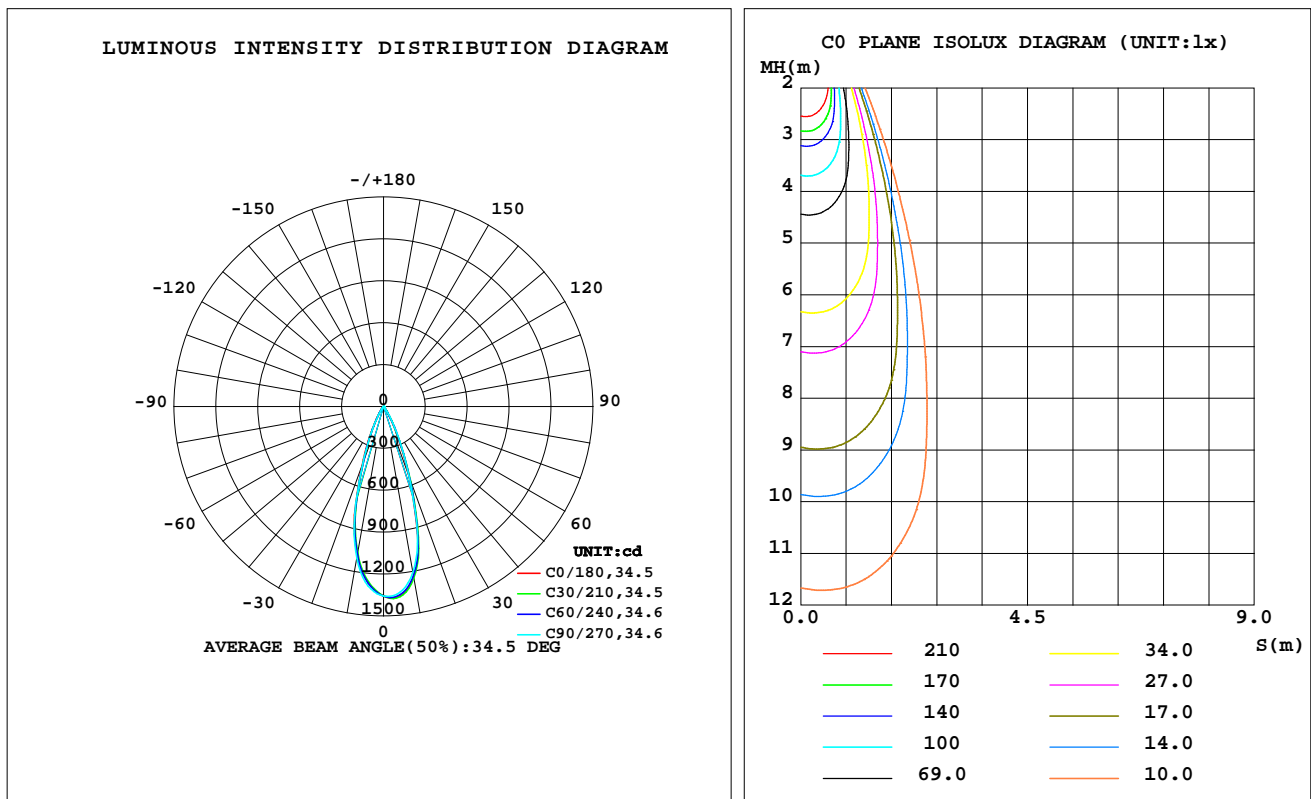
C Range: 0 - 360DEG
C Interval: 30.0DEG
Test Speed: HIGH
Temperature: 25.3 °C
Operators: zoe
Test Date: 2023-12-13

γ Range: 0 - 180DEG
γ Interval: 1.0DEG
Test System: EVERFINE GO-SPEX500_V1 SYSTEM V2.00.461
Humidity: 65.0%
Test Distance: 3.160m [K=1.0000]
Remarks: LAMP: CMA1306-0000-000N0U0A30G Ra: 90
LENS: PM-1084B 36R
DRIVER: LEMENT 10/220-240/250 250mA
30minutes warm-up

LUMINAIRE PHOTOMETRIC TEST REPORT

Test:U:220.21V I:0.0495A P:10.491W PF:0.9589 Freq:49.99Hz Lamp Flux:906.647x1 lm		
NAME: 2318.117-ACOT-68	TYPE:	WEIGHT:
SPEC.: 3000K	DIM.:	SERIAL No.: 2312131446
MFR.: RISE	SUR.: 0.00180864m2	Shielding Angle:

DATA OF LAMP		PHOTOMETRIC DATA Eff: 47.84 lm/W			
MODEL	CREE	I _{max} (cd)	1376	S/MH(C0/180)	0.54
NOMINAL POWER(W)	11	LOR(%)	55.4	S/MH(C90/270)	0.53
RATED VOLTAGE(V)	220	TOTAL FLUX(lm)	501.93	η UP,DN(C0-180)	0.0,29.3
NOMINAL FLUX(lm)	906.647	CIE CLASS	DIRECT	η UP,DN(C180-360)	0.0,26.0
LAMPS INSIDE	1	η up(%)	0.0	CIBSE SHR NOM	0.50
TEST VOLTAGE(V)	220	η down(%)	55.4	CIBSE SHR MAX	0.55



C Range: 0 - 360DEG
C Interval: 30.0DEG
Test Speed: HIGH
Temperature:25.3℃
Operators:zoe
Test Date:2023-12-13

γ Range: 0 - 180DEG
γ Interval: 1.0DEG
Test System:EVERFINE GO-SPEX500_V1 SYSTEM V2.00.461
Humidity:65.0%
Test Distance:3.160m [K=1.0000]
Remarks: LAMP:CMA1306-0000-000N0U0A30G Ra:90
LENS:PM-1084B 36R
DRIVER:LEMENT 10/220-240/250 250mA
30minutes warm-up

ZONAL FLUX DIAGRAM

ZONAL FLUX DIAGRAM:

γ	C0	C45	C90	C135	C180	C225	C270	C315	γ	Φ zone	Φ total	%lum,lamp
10	1238	1242	1209	1148	1088	1073	1106	1176	0- 10	120.5	120.5	24,13.3
20	536.3	559.0	548.0	499.5	455.3	426.0	439.2	474.2	10- 20	230.2	350.8	69.9,38.7
30	104.7	115.6	118.4	112.5	102.1	94.91	90.44	92.86	20- 30	115.6	466.3	92.9,51.4
40	13.36	14.44	16.22	16.92	15.97	15.27	14.07	12.68	30- 40	28.87	495.2	98.7,54.6
50	2.677	2.403	2.482	2.903	2.922	2.835	2.768	2.653	40- 50	5.098	500.3	99.7,55.2
60	0.5866	0.3896	0.3176	0.4640	0.6367	0.5976	0.5658	0.5720	50- 60	1.258	501.5	99.9,55.3
70	0.1345	0.1513	0.1835	0.1756	0.1777	0.1615	0.1391	0.1296	60- 70	0.3086	501.9	100,55.4
80	0.0189	0.0172	0.0158	0.0160	0.0216	0.0138	0.0171	0.0141	70- 80	0.0618	501.9	100,55.4
90	0	0	0	0	0	0	0	0	80- 90	0.0101	501.9	100,55.4
100	0	0	0	0	0	0	0	0	90-100	0	501.9	100,55.4
110	0	0	0	0	0	0	0	0	100-110	0	501.9	100,55.4
120	0	0	0	0	0	0	0	0	110-120	0	501.9	100,55.4
130	0	0	0	0	0	0	0	0	120-130	0	501.9	100,55.4
140	0	0	0	0	0	0	0	0	130-140	0	501.9	100,55.4
150	0	0	0	0	0	0	0	0	140-150	0	501.9	100,55.4
160	0	0	0	0	0	0	0	0	150-160	0	501.9	100,55.4
170	0	0	0	0	0	0	0	0	160-170	0	501.9	100,55.4
180	0	0	0	0	0	0	0	0	170-180	0	501.9	100,55.4
DEG	LUMINOUS INTENSITY:cd									UNIT:lm		

C Range: 0 - 360DEG
C Interval: 30.0DEG
Test Speed: HIGH
Temperature:25.3℃
Operators:zoe
Test Date:2023-12-13

γ Range: 0 - 180DEG
 γ Interval: 1.0DEG
Test System:EVERFINE GO-SPEX500_V1 SYSTEM V2.00.461
Humidity:65.0%
Test Distance:3.160m [K=1.0000]
Remarks: LAMP:CMA1306-0000-000N0U0A30G Ra:90
LENS:PM-1084B 36R
DRIVER:LEMENT 10/220-240/250 250mA
30minutes warm-up

LUMINANCE LIMITATION CURVES

Test:U:220.21V I:0.0495A P:10.491W PF:0.9589 Freq:49.99Hz
Lamp Flux:906.647x1 lm

NAME: 2318.117-ACOT-68

TYPE:

WEIGHT:

SPEC.: 3000K

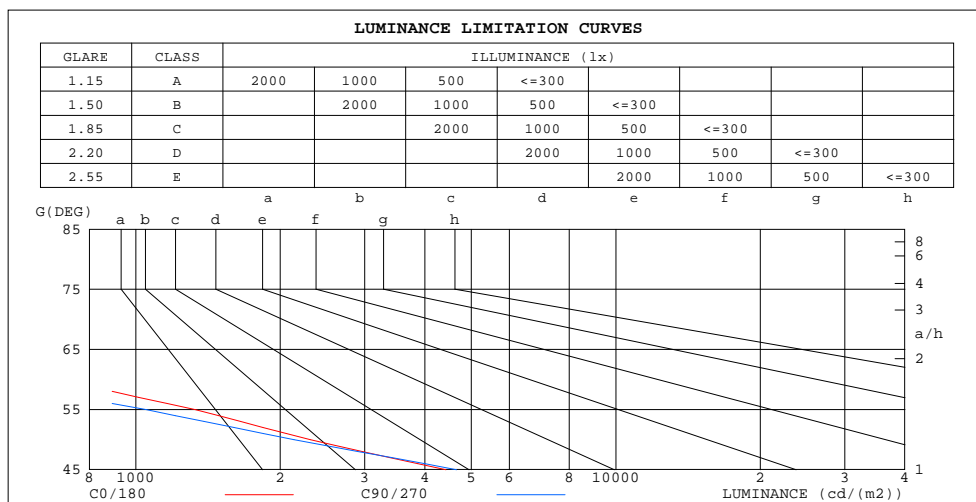
DIM.:

SERIAL No.: 2312131446

MFR.: RISE

SUR.: 0.00180864m2

Shielding Angle:



LUMINANCE cd/(m2)		
G(180)	C0/180	C90/270
85	83	77
80	60	50
75	83	97
70	218	297
65	443	303
60	650	351
55	1330	1051
50	2308	2136
45	4430	4659

C Range: 0 - 360DEG
C Interval: 30.0DEG
Test Speed: HIGH
Temperature:25.3℃
Operators:zoe
Test Date:2023-12-13

γ Range: 0 - 180DEG
γ Interval: 1.0DEG
Test System:EVERFINE GO-SPEX500_V1 SYSTEM V2.00.461
Humidity:65.0%
Test Distance:3.160m [K=1.0000]
Remarks: LAMP:CMA1306-0000-000N0U0A30G Ra:90
LENS:PM-1084B 36R
DRIVER:LEMENT 10/220-240/250 250mA
30minutes warm-up

CU AND LUMINAIRE BUDGETARY ESTIMATE DIAGRAM

Test:U:220.21V I:0.0495A P:10.491W PF:0.9589 Freq:49.99Hz
Lamp Flux:906.647x1 lm

NAME: 2318.117-ACOT-68

TYPE:

WEIGHT:

SPEC.: 3000K

DIM.:

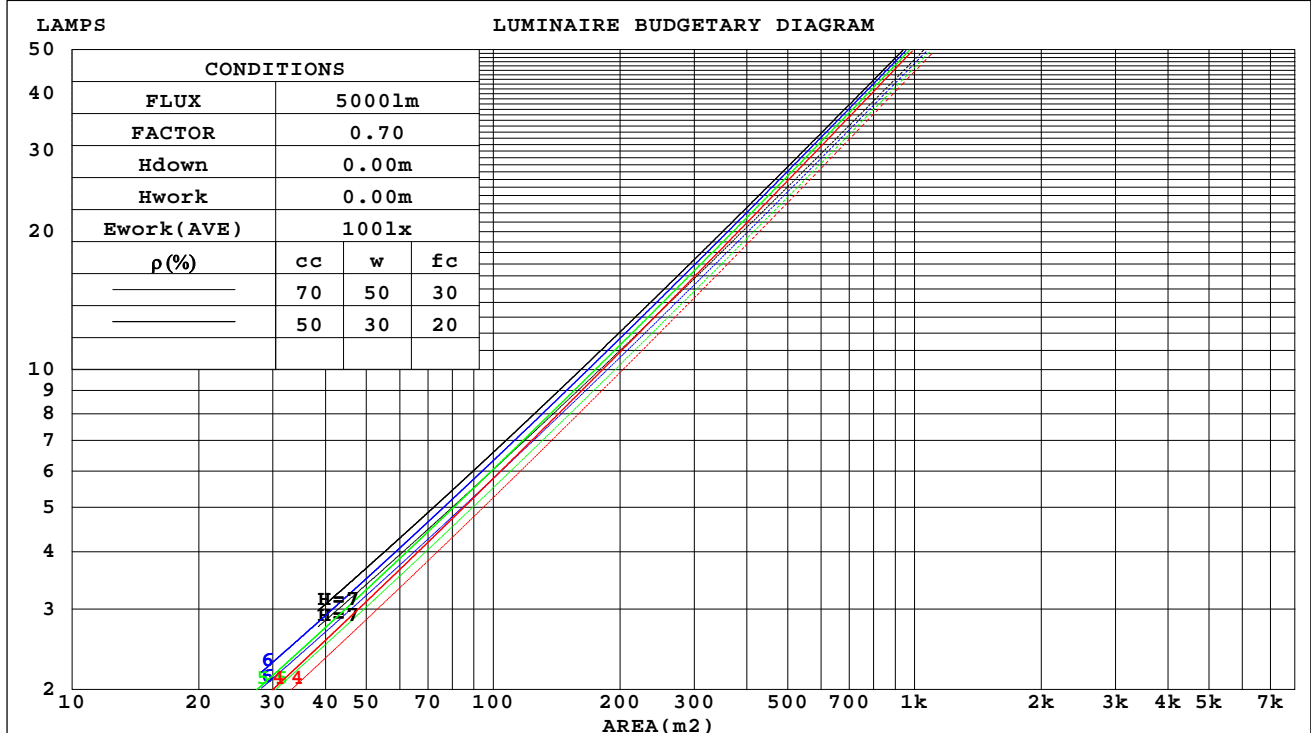
SERIAL No.: 2312131446

MFR.: RISE

SUR.: 0.00180864m2

Shielding Angle:

ρ_{cc}	80%			70%			50%			30%			10%			0
ρ_w	50%	30%	10%	50%	30%	10%	50%	30%	10%	50%	30%	10%	50%	30%	10%	0
ρ_{fc}	20%			20%			20%			20%			20%			0
RCR	RCR:Room Cavity Ratio															



C Range: 0 - 360DEG
C Interval: 30.0DEG
Test Speed: HIGH
Temperature:25.3℃
Operators:zoe
Test Date:2023-12-13

γ Range: 0 - 180DEG
 γ Interval: 1.0DEG
Test System:EVERFINE GO-SPEX500_V1 SYSTEM V2.00.461
Humidity:65.0%
Test Distance:3.160m [K=1.0000]
Remarks: LAMP:CMA1306-0000-000N0U0A30G Ra:90
LENS:PM-1084B 36R
DRIVER:LEMENT 10/220-240/250 250mA
30minutes warm-up

WEC AND CCEC

Test:U:220.21V I:0.0495A P:10.491W PF:0.9589 Freq:49.99Hz Lamp Flux:906.647x1 lm		
NAME: 2318.117-ACOT-68	TYPE:	WEIGHT:
SPEC.: 3000K	DIM.:	SERIAL No.: 2312131446
MFR.: RISE	SUR.: 0.00180864m2	Shielding Angle:

pcc	80%			70%			50%			30%			10%			0	
pw	50%	30%	10%	50%	30%	10%	50%	30%	10%	50%	30%	10%	50%	30%	10%	0	
pfc	20%			20%			20%			20%			20%			0	
RCR	RCR:Room Cavity Ratio						Wall Exitance Coefficients(WEC)										
0.0																	
1.0	.081	.046	.015	.078	.044	.014	.071	.041	.013	.064	.037	.012	.059	.034	.011		
2.0	.076	.042	.013	.073	.040	.012	.067	.037	.012	.062	.035	.011	.057	.032	.010		
3.0	.071	.038	.011	.069	.037	.011	.064	.035	.011	.060	.033	.010	.056	.031	.010		
4.0	.067	.035	.010	.065	.034	.010	.061	.032	.010	.057	.031	.009	.054	.029	.009		
5.0	.064	.033	.009	.062	.032	.009	.059	.030	.009	.055	.029	.009	.052	.028	.008		
6.0	.061	.030	.009	.059	.030	.009	.056	.029	.008	.053	.028	.008	.051	.027	.008		
7.0	.058	.029	.008	.057	.028	.008	.054	.027	.008	.051	.026	.008	.049	.026	.007		
8.0	.055	.027	.008	.054	.027	.008	.052	.026	.007	.050	.025	.007	.048	.024	.007		
9.0	.053	.026	.007	.052	.025	.007	.050	.025	.007	.048	.024	.007	.046	.023	.007		
10.0	.051	.024	.007	.050	.024	.007	.048	.024	.007	.047	.023	.007	.045	.023	.006		

pcc	80%			70%			50%			30%			10%			0	
pw	50%	30%	10%	50%	30%	10%	50%	30%	10%	50%	30%	10%	50%	30%	10%	0	
pfc	20%			20%			20%			20%			20%			0	
RCR	RCR:Room Cavity Ratio						Ceiling Cavity Exitance Coefficients(CCEC)										
0.0	.105	.105	.105	.090	.090	.090	.062	.062	.062	.035	.035	.035	.011	.011	.011		
1.0	.094	.087	.082	.080	.075	.070	.055	.052	.049	.032	.030	.028	.010	.010	.009		
2.0	.084	.073	.065	.072	.063	.056	.049	.044	.039	.028	.025	.023	.009	.008	.007		
3.0	.076	.063	.052	.065	.054	.045	.045	.038	.032	.026	.022	.019	.008	.007	.006		
4.0	.069	.054	.043	.060	.047	.037	.041	.033	.026	.024	.019	.015	.008	.006	.005		
5.0	.064	.048	.036	.055	.041	.031	.038	.029	.022	.022	.017	.013	.007	.006	.004		
6.0	.059	.042	.030	.051	.037	.026	.035	.026	.018	.020	.015	.011	.007	.005	.004		
7.0	.055	.038	.025	.048	.033	.022	.033	.023	.016	.019	.014	.009	.006	.004	.003		
8.0	.052	.034	.022	.045	.030	.019	.031	.021	.014	.018	.012	.008	.006	.004	.003		
9.0	.049	.031	.019	.042	.027	.017	.029	.019	.012	.017	.011	.007	.006	.004	.002		
10.0	.046	.029	.017	.040	.025	.015	.028	.017	.010	.016	.010	.006	.005	.003	.002		

C Range: 0 - 360DEG
C Interval: 30.0DEG
Test Speed: HIGH
Temperature:25.3℃
Operators:zoe
Test Date:2023-12-13

γ Range: 0 - 180DEG
γ Interval: 1.0DEG
Test System:EVERFINE GO-SPEX500_V1 SYSTEM V2.00.461
Humidity:65.0%
Test Distance:3.160m [K=1.0000]
Remarks: LAMP:CMA1306-0000-000N0U0A30G Ra:90
LENS:PM-1084B 36R
DRIVER:LEMENT 10/220-240/250 250mA
30minutes warm-up

UGR(Unified Glare Rating) Table

Test:U:220.21V I:0.0495A P:10.491W PF:0.9589 Freq:49.99Hz Lamp Flux:906.647x1 lm										
NAME: 2318.117-ACOT-68					TYPE:			WEIGHT:		
SPEC.: 3000K					DIM.:			SERIAL No.: 2312131446		
MFR.: RISE					SUR.: 0.00180864m2			Shielding Angle:		
ceiling/cavity	0.7	0.7	0.5	0.5	0.3	0.7	0.7	0.5	0.5	0.3
walls	0.5	0.3	0.5	0.3	0.3	0.5	0.3	0.5	0.3	0.3
working plane	0.2	0.2	0.2	0.2	0.2	0.2	0.2	0.2	0.2	0.2
Room dimensions	Viewed crosswise					Viewed endwise				
x = 2H y = 2H	11.2	11.9	11.4	12.1	12.2	11.6	12.3	11.8	12.5	12.6
3H	11.1	11.7	11.3	11.9	12.1	11.4	12.1	11.7	12.3	12.5
4H	11.0	11.6	11.2	11.8	12.0	11.4	12.0	11.6	12.2	12.4
6H	10.9	11.5	11.2	11.7	12.0	11.3	11.9	11.6	12.1	12.4
8H	10.8	11.4	11.1	11.7	11.9	11.2	11.8	11.5	12.1	12.3
12H	10.8	11.4	11.1	11.6	11.9	11.2	11.7	11.5	12.0	12.3
4H 2H	11.0	11.6	11.2	11.8	12.0	11.4	12.0	11.6	12.2	12.4
3H	10.8	11.4	11.1	11.6	11.9	11.2	11.8	11.5	12.0	12.3
4H	10.7	11.2	11.0	11.5	11.8	11.1	11.6	11.4	11.9	12.2
6H	10.6	11.1	11.0	11.4	11.7	11.0	11.5	11.4	11.8	12.1
8H	10.6	11.0	10.9	11.3	11.7	10.9	11.4	11.3	11.7	12.1
12H	10.5	10.9	10.9	11.2	11.6	10.9	11.3	11.3	11.6	12.0
8H 4H	10.6	11.0	10.9	11.3	11.7	10.9	11.4	11.3	11.7	12.1
6H	10.4	10.8	10.9	11.2	11.6	10.8	11.2	11.3	11.6	12.0
8H	10.4	10.7	10.8	11.1	11.5	10.8	11.1	11.2	11.5	11.9
12H	10.3	10.6	10.8	11.0	11.5	10.7	11.0	11.2	11.4	11.9
12H 4H	10.5	10.9	10.9	11.2	11.6	10.9	11.3	11.3	11.6	12.0
6H	10.4	10.7	10.8	11.1	11.5	10.8	11.1	11.2	11.5	11.9
8H	10.3	10.6	10.8	11.0	11.5	10.7	11.0	11.2	11.4	11.9
Variations with the observer position at spacings(CIE Pub.117):										
S = 1.0H	+ 3.9 / -12.2					+ 4.2 / -14.1				
1.5H	+ 6.3 / - 9.4					+ 6.6 / -10.6				
2.0H	+ 6.0 / - 8.0					+ 6.7 / - 9.6				

CIE Pub.117, 906.6 lm Total Lamp Luminous Flux Correct (8log(F/F0) = -0.3)
Area: 0.00180864 m2

C Range: 0 - 360DEG
C Interval: 30.0DEG
Test Speed: HIGH
Temperature:25.3℃
Operators:zoe
Test Date:2023-12-13

γ Range: 0 - 180DEG
γ Interval: 1.0DEG
Test System:EVERFINE GO-SPEX500_V1 SYSTEM V2.00.461
Humidity:65.0%
Test Distance:3.160m [K=1.0000]
Remarks: LAMP:CMA1306-0000-000N0U0A30G Ra:90
LENS:PM-1084B 36R
DRIVER:LEMENT 10/220-240/250 250mA
30minutes warm-up

UTILIZATION FACTORS TABLE

Test:U:220.21V I:0.0495A P:10.491W PF:0.9589 Freq:49.99Hz Lamp Flux:906.647x1 lm		
NAME: 2318.117-ACOT-68	TYPE:	WEIGHT:
SPEC.: 3000K	DIM.:	SERIAL No.: 2312131446
MFR.: RISE	SUR.: 0.00180864m2	Shielding Angle:

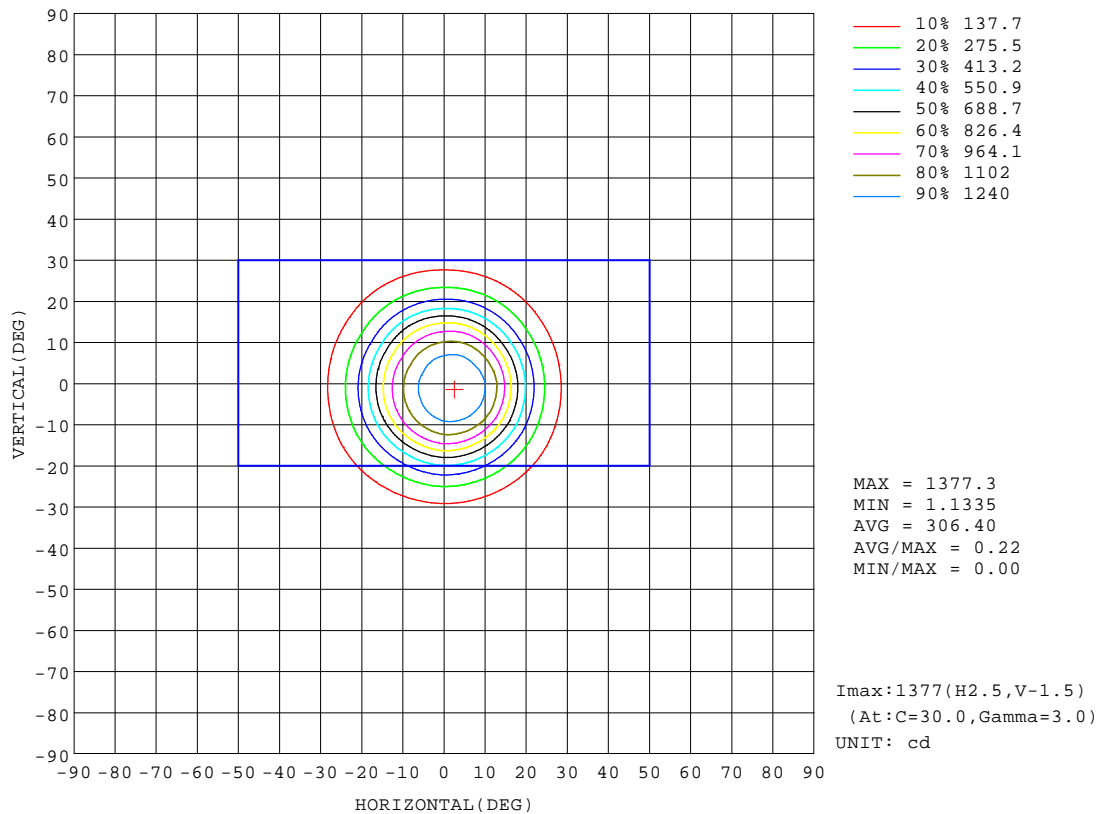
REFLECTANCE										
Ceiling	0.8	0.8	0.8	0.7	0.7	0.7	0.5	0.5	0.5	0
Walls	0.7	0.5	0.3	0.7	0.5	0.3	0.7	0.5	0.3	0
Working plane	0.2	0.2	0.2	0.2	0.2	0.2	0.2	0.2	0.2	0
ROOM INDEX	UTILIZATION FACTORS(PERCENT) $k(RI) \times RCR = 5$									
k = 0.60	50	47	45	50	47	45	50	47	45	43
0.80	54	51	49	54	51	49	53	51	49	47
1.00	56	53	52	56	53	51	55	53	51	49
1.25	58	56	54	58	55	54	57	55	53	51
1.50	60	57	56	59	57	55	58	56	55	52
2.00	61	59	57	60	58	57	59	57	56	53
2.50	62	60	58	61	59	58	59	58	57	53
3.00	62	61	59	61	60	59	60	58	57	54
4.00	63	62	61	62	61	60	60	59	59	55
5.00	64	63	62	63	62	61	61	60	59	55
ROOM INDEX	UF(total)									Direct
According to DIN EN 13032-2 2004			Suspended					SHRNOM = 1.25		

C Range: 0 - 360DEG
C Interval: 30.0DEG
Test Speed: HIGH
Temperature:25.3℃
Operators:zoe
Test Date:2023-12-13

γ Range: 0 - 180DEG
γ Interval: 1.0DEG
Test System:EVERFINE GO-SPEX500_V1 SYSTEM V2.00.461
Humidity:65.0%
Test Distance:3.160m [K=1.0000]
Remarks: LAMP:CMA1306-0000-000N0U0A30G Ra:90
LENS:PM-1084B 36R
DRIVER:LEMENT 10/220-240/250 250mA
30minutes warm-up

ISOCANDELA DIAGRAM

Test:U:220.21V I:0.0495A P:10.491W PF:0.9589 Freq:49.99Hz Lamp Flux:906.647x1 lm		
NAME: 2318.117-ACOT-68	TYPE:	WEIGHT:
SPEC.: 3000K	DIM.:	SERIAL No.: 2312131446
MFR.: RISE	SUR.: 0.00180864m2	Shielding Angle:

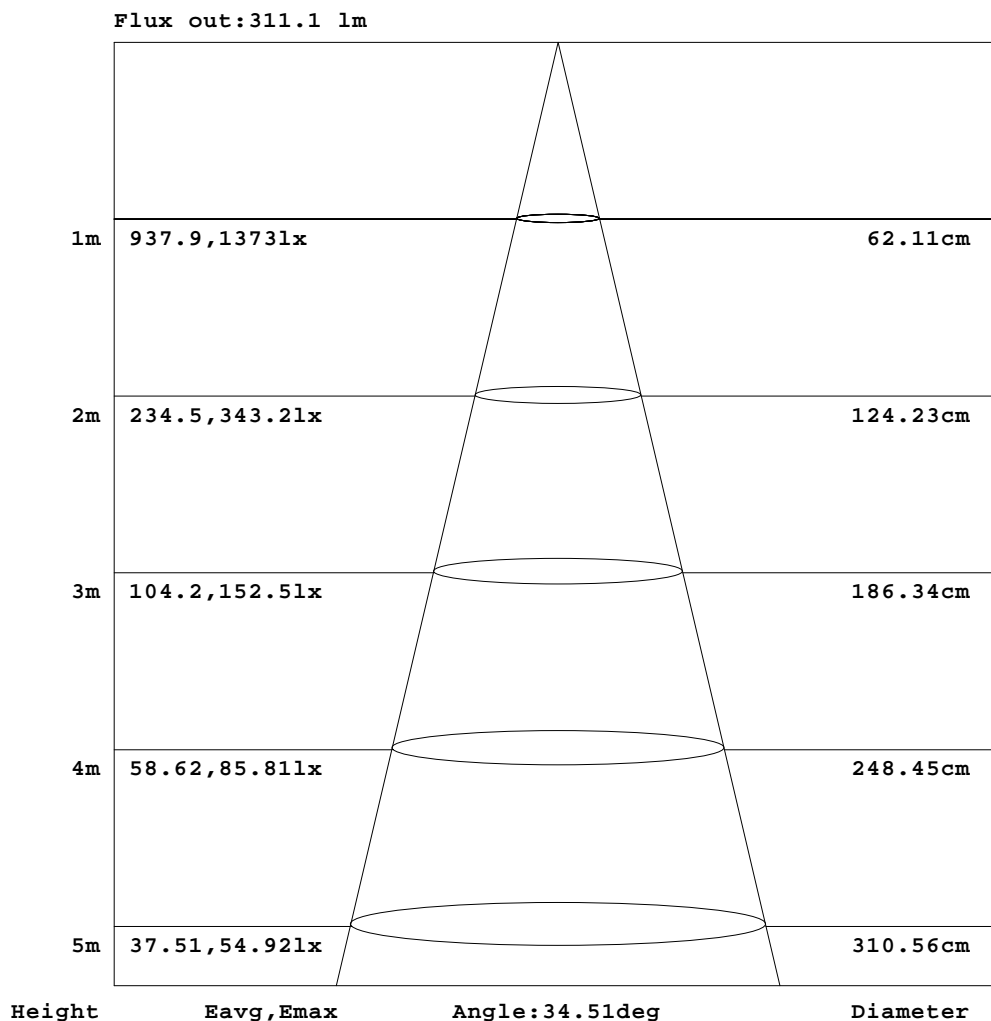


C Range: 0 - 360DEG
C Interval: 30.0DEG
Test Speed: HIGH
Temperature:25.3℃
Operators:zoe
Test Date:2023-12-13

γ Range: 0 - 180DEG
γ Interval: 1.0DEG
Test System:EVERFINE GO-SPEX500_V1 SYSTEM V2.00.461
Humidity:65.0%
Test Distance:3.160m [K=1.0000]
Remarks: LAMP:CMA1306-0000-000N0U0A30G Ra:90
LENS:PM-1084B 36R
DRIVER:LEMENT 10/220-240/250 250mA
30minutes warm-up

AAI Figure

Test:U:220.21V I:0.0495A P:10.491W PF:0.9589 Freq:49.99Hz Lamp Flux:906.647x1 lm		
NAME: 2318.117-ACOT-68	TYPE:	WEIGHT:
SPEC.: 3000K	DIM.:	SERIAL No.: 2312131446
MFR.: RISE	SUR.: 0.00180864m2	Shielding Angle:



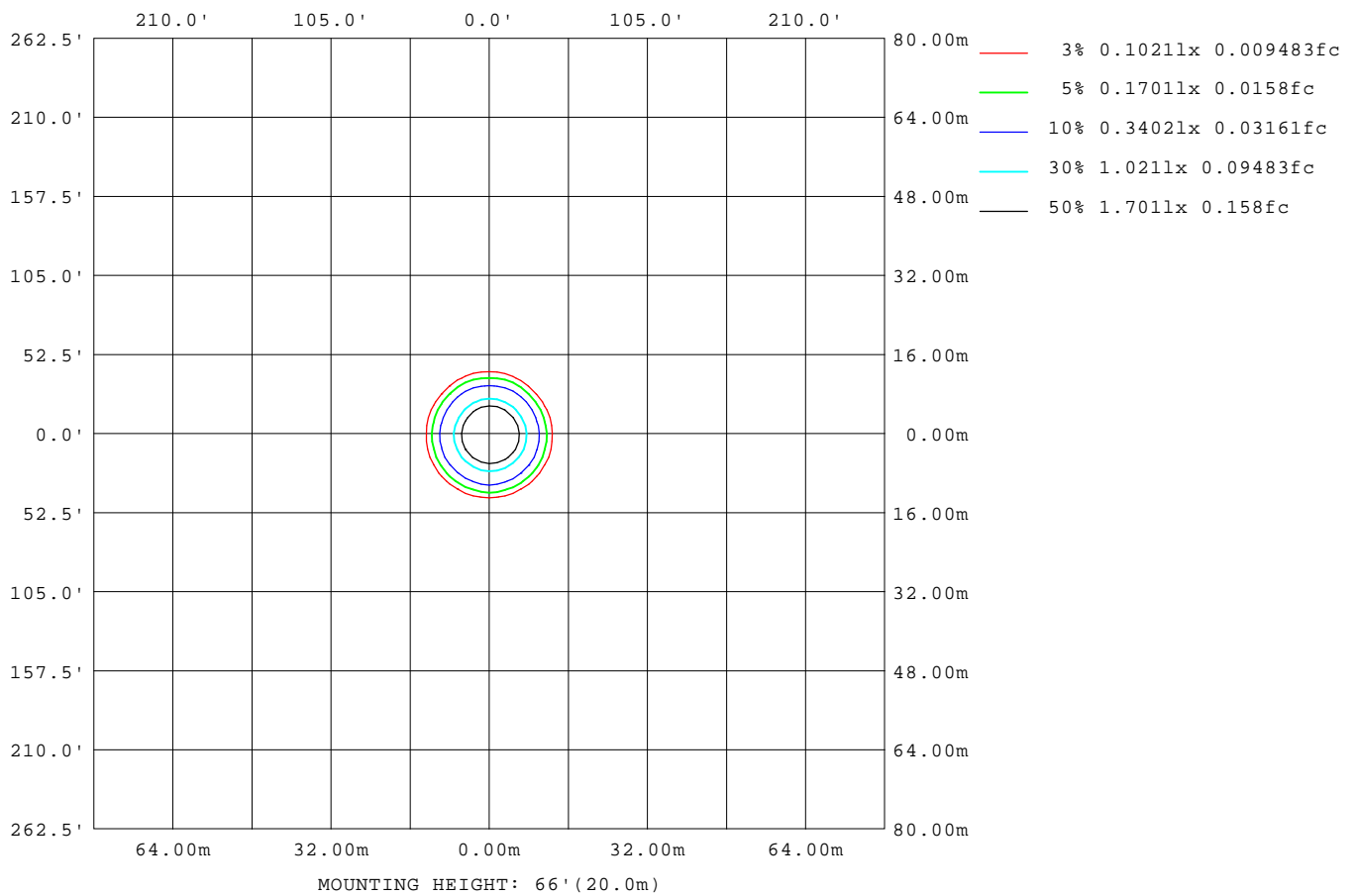
Note:The Curves indicate the illuminated area and the average illumination when the luminaire is at different distance.

C Range: 0 - 360DEG
C Interval: 30.0DEG
Test Speed: HIGH
Temperature:25.3℃
Operators:zoe
Test Date:2023-12-13

γ Range: 0 - 180DEG
γ Interval: 1.0DEG
Test System:EVERFINE GO-SPEX500_V1 SYSTEM V2.00.461
Humidity:65.0%
Test Distance:3.160m [K=1.0000]
Remarks: LAMP:CMA1306-0000-000N0U0A30G Ra:90
LENS:PM-1084B 36R
DRIVER:LEMENT 10/220-240/250 250mA
30minutes warm-up

ISOLUX DIAGRAM

Test:U:220.21V I:0.0495A P:10.491W PF:0.9589 Freq:49.99Hz Lamp Flux:906.647x1 lm		
NAME: 2318.117-ACOT-68	TYPE:	WEIGHT:
SPEC.: 3000K	DIM.:	SERIAL No.: 2312131446
MFR.: RISE	SUR.: 0.00180864m2	Shielding Angle:



C Range: 0 - 360DEG
C Interval: 30.0DEG
Test Speed: HIGH
Temperature:25.3°C
Operators:zoe
Test Date:2023-12-13

γ Range: 0 - 180DEG
γ Interval: 1.0DEG
Test System:EVERFINE GO-SPEX500_V1 SYSTEM V2.00.461
Humidity:65.0%
Test Distance:3.160m [K=1.0000]
Remarks: LAMP:CMA1306-0000-000N0U0A30G Ra:90
LENS:PM-1084B 36R
DRIVER:LEMENT 10/220-240/250 250mA
30minutes warm-up

LED Avg.L Report

Test:U:220.21V I:0.0495A P:10.491W PF:0.9589 Freq:49.99Hz Lamp Flux:906.647x1 lm		
NAME: 2318.117-ACOT-68	TYPE:	WEIGHT:
SPEC.: 3000K	DIM.:	SERIAL No.: 2312131446
MFR.: RISE	SUR.: 0.00180864m2	Shielding Angle:

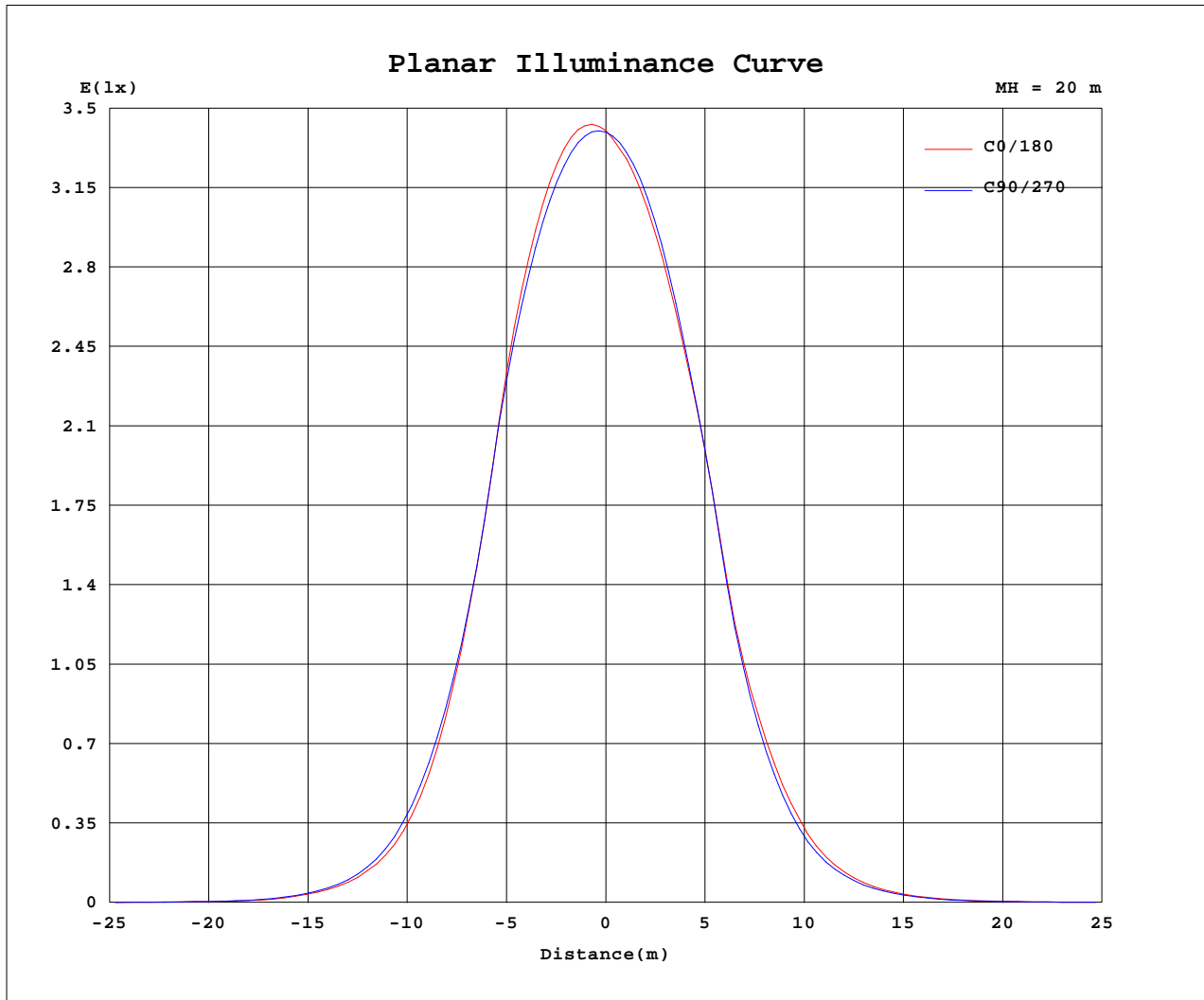
AvgL	cd/m2
L_0~180(65)av	470
L_0~180(75)av	104
L_0~180(85)av	81
L_90~270(65)av	365
L_90~270(75)av	94
L_90~270(85)av	73
L_45(65)av	400
L_45(75)av	92
L_45(85)av	47

Standard: GB/T 29293-2012

C Range: 0 - 360DEG
C Interval: 30.0DEG
Test Speed: HIGH
Temperature:25.3℃
Operators:zoe
Test Date:2023-12-13

γ Range: 0 - 180DEG
γ Interval: 1.0DEG
Test System:EVERFINE GO-SPEX500_V1 SYSTEM V2.00.461
Humidity:65.0%
Test Distance:3.160m [K=1.0000]
Remarks: LAMP:CMA1306-0000-000N0U0A30G Ra:90
LENS:PM-1084B 36R
DRIVER:LEMENT 10/220-240/250 250mA
30minutes warm-up

Planar Illuminance Curve



C Range: 0 - 360DEG
 C Interval: 30.0DEG
 Test Speed: HIGH
 Temperature: 25.3 °C
 Operators: zoe
 Test Date: 2023-12-13

γ Range: 0 - 180DEG
 γ Interval: 1.0DEG
 Test System: EVERFINE GO-SPEX500_V1 SYSTEM V2.00.461
 Humidity: 65.0%
 Test Distance: 3.160m [K=1.0000]
 Remarks: LAMP: CMA1306-0000-000N0U0A30G Ra:90
 LENS: PM-1084B 36R
 DRIVER: LEMENT 10/220-240/250 250mA
 30minutes warm-up

LUMINOUS DISTRIBUTION INTENSITY DATA

Test:U:220.21V I:0.0495A P:10.491W PF:0.9589 Freq:49.99Hz Lamp Flux:906.647x1 lm		
NAME: 2318.117-ACOT-68	TYPE:	WEIGHT:
SPEC.: 3000K	DIM.:	SERIAL No.: 2312131446
MFR.: RISE	SUR.: 0.00180864m2	Shielding Angle:

Table--1

UNIT: cd

C(DEC)	0	30	60	90	120	150	180	210	240	270	300	330						
γ (DEC)																		
0	1358	1358	1358	1358	1358	1358	1358	1358	1358	1358	1358	1358						
5	1361	1367	1354	1336	1311	1291	1268	1259	1271	1289	1315	1339						
10	1238	1251	1233	1209	1166	1129	1088	1067	1080	1106	1154	1197						
15	943	969	955	939	890	854	805	775	789	805	843	885						
20	536	563	555	548	509	490	455	423	428	439	460	488						
25	252	271	273	278	258	253	235	215	216	212	223	228						
30	105	115	117	118	113	111	102	95.1	94.7	90.4	92.4	93.3						
35	41.9	44.6	45.2	46.8	45.5	45.0	41.3	39.3	38.4	36.9	37.1	37.0						
40	13.4	14.2	14.7	16.2	16.9	16.9	16.0	15.3	15.2	14.1	13.2	12.2						
45	5.65	5.56	5.41	5.96	6.51	6.73	6.42	6.19	6.08	5.86	5.51	5.26						
50	2.68	2.51	2.29	2.48	2.79	3.02	2.92	2.87	2.81	2.77	2.70	2.61						
55	1.38	1.24	1.07	1.09	1.28	1.40	1.49	1.50	1.49	1.45	1.45	1.36						
60	0.59	0.45	0.33	0.32	0.39	0.54	0.64	0.60	0.60	0.57	0.57	0.58						
65	0.34	0.29	0.24	0.23	0.26	0.34	0.38	0.36	0.35	0.33	0.31	0.31						
70	0.13	0.14	0.16	0.18	0.18	0.17	0.18	0.17	0.15	0.14	0.13	0.13						
75	0.04	0.04	0.04	0.05	0.05	0.05	0.06	0.05	0.04	0.04	0.04	0.03						
80	0.02	0.02	0.01	0.02	0.02	0.01	0.02	0.02	0.01	0.02	0.01	0.02						
85	0.01	0.01	0.01	0.01	0.01	0.01	0.01	0.01	0.01	0.01	0.01	0.01						
90	0.00	0.00	0.00	0.00	0.00	0.00	0.00	0.00	0.00	0.00	0.00	0.00						
95	0.00	0.00	0.00	0.00	0.00	0.00	0.00	0.00	0.00	0.00	0.00	0.00						
100	0.00	0.00	0.00	0.00	0.00	0.00	0.00	0.00	0.00	0.00	0.00	0.00						
105	0.00	0.00	0.00	0.00	0.00	0.00	0.00	0.00	0.00	0.00	0.00	0.00						
110	0.00	0.00	0.00	0.00	0.00	0.00	0.00	0.00	0.00	0.00	0.00	0.00						
115	0.00	0.00	0.00	0.00	0.00	0.00	0.00	0.00	0.00	0.00	0.00	0.00						
120	0.00	0.00	0.00	0.00	0.00	0.00	0.00	0.00	0.00	0.00	0.00	0.00						
125	0.00	0.00	0.00	0.00	0.00	0.00	0.00	0.00	0.00	0.00	0.00	0.00						
130	0.00	0.00	0.00	0.00	0.00	0.00	0.00	0.00	0.00	0.00	0.00	0.00						
135	0.00	0.00	0.00	0.00	0.00	0.00	0.00	0.00	0.00	0.00	0.00	0.00						
140	0.00	0.00	0.00	0.00	0.00	0.00	0.00	0.00	0.00	0.00	0.00	0.00						
145	0.00	0.00	0.00	0.00	0.00	0.00	0.00	0.00	0.00	0.00	0.00	0.00						
150	0.00	0.00	0.00	0.00	0.00	0.00	0.00	0.00	0.00	0.00	0.00	0.00						
155	0.00	0.00	0.00	0.00	0.00	0.00	0.00	0.00	0.00	0.00	0.00	0.00						
160	0.00	0.00	0.00	0.00	0.00	0.00	0.00	0.00	0.00	0.00	0.00	0.00						
165	0.00	0.00	0.00	0.00	0.00	0.00	0.00	0.00	0.00	0.00	0.00	0.00						
170	0.00	0.00	0.00	0.00	0.00	0.00	0.00	0.00	0.00	0.00	0.00	0.00						
175	0.00	0.00	0.00	0.00	0.00	0.00	0.00	0.00	0.00	0.00	0.00	0.00						
180	0.00	0.00	0.00	0.00	0.00	0.00	0.00	0.00	0.00	0.00	0.00	0.00						

C Range: 0 - 360DEG
C Interval: 30.0DEG
Test Speed: HIGH
Temperature:25.3℃
Operators:zoe
Test Date:2023-12-13

γ Range: 0 - 180DEG
γ Interval: 1.0DEG
Test System:EVERFINE GO-SPEX500_V1 SYSTEM V2.00.461
Humidity:65.0%
Test Distance:3.160m [K=1.0000]
Remarks: LAMP:CMA1306-0000-000N0U0A30G Ra:90
LENS:PM-1084B 36R
DRIVER:LEMENT 10/220-240/250 250mA
30minutes warm-up